

Facelift Revival

HEALTHCARE MOTION

Effective: March 1, 2025

T R I N I T Y

Date:

Page:

Modification:

Description:

DESCRIPTION:



- Upholstery Frames: Steel, Plywood & Hardwood
- Seat: High Density Polyurethane Foam Over Sheet Webbing
- Back: High Density Polyurethane Foam Over Polypropylene Webbing
- Upholstered Covers: Attached w/ Velcro / Removable For Maintenance
- Removable Bolster Pillow For 1804 / 1805 (5" Diameter)
- Antimicrobial Moisture Barrier Fully Encapsulates All Foam Areas
- Double Needle Stitching Standard (Welting Optional - No Charge)
- Metal To Metal Connections For All Hardware Assembly
- Leather Upholstery Not Available
- Lifetime Warranty



OPTIONS:

- LC Locking Casters (Set Of 2)\$44
- NLC Non-Locking Casters (Set Of 2).....\$37
- 3LC 3" Locking Casters - #1806 Model Only (Set Of 2).....\$218
- PM1 Power/Data Module (1-Power / 1-USB 2 Port Simplex Charger)\$859
(Additional Power/Data Modules Available - See Revival Options)


Feather Down & Polyester Pillows Available (See Page 5)
Specify Exposed Wood Finish (See Page 6)

SLEEPOVER UNITS

ITEM #:	SPECIFICATIONS GRADES LIST PRICES:													
LOUNGE CHAIR / FULLY UPHOLSTERED 	Overall: 40"w 34.5"d 33"h				Overall Length: 84"d				Arm: 24"h		COM: 6.5 yds.			
	Sleep Area: 28"w 80"d				Seat: 28"w 23"d 17.5"h				Weight: 175 lbs.		COL: n/a			
	COM	COL	1	2	3	4	5	6	7	8	9	10	L1	L2
1804	4109	N/A	4767	4947	5128	5308	5488	5669	5849	6030	6210	6390	N/A	N/A
	<i>Tight Seat & Back / Removable Upholstery / 500 lb. Weight Capacity</i>													
1804-R	302	N/A	681	879	1076	1274	1471	1669	1867	2064	2262	2459	N/A	N/A
	<i>Replacement Upholstery Covers</i>													
														

TWO PLACE SOFA / FULLY UPHOLSTERED 	Overall: 60"w 34.5"d 33"h				Overall Length: 84"d				Arm: 24"h		COM: 9 yds.			
	Sleep Area: 48"w 80"d				Seat: 48"w 23"d 17.5"h				Weight: 225 lbs.		COL: n/a			
	COM	COL	1	2	3	4	5	6	7	8	9	10	L1	L2
1805	5211	N/A	6092	6345	6597	6850	7102	7355	7608	7860	8113	8365	N/A	N/A
	<i>Tight Seat & Back / Removable Upholstery / 750 lb. Weight Capacity</i>													
1805-R	360	N/A	894	1170	1447	1723	2000	2277	2553	2830	3107	3383	N/A	N/A
	<i>Replacement Upholstery Covers</i>													
														

FOUR POSITION ADJUSTMENT FOR 1804 / 1805

 See Replay Healthcare Motion And Evolve Healthcare Motion For Additional Sleeper Units.




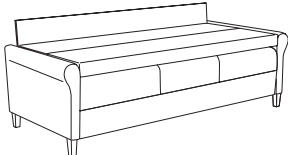
1) Closed Position

2) Ottoman Position

3) Chaise Position

4) Full-Recline Position
Overall Length - 84"d

BACK-FLIP SLEEPER SOFA

 	Overall: 80"w 36"d 36"h				Arm: 24.5"h				COM: 12.75 yds.					
	Sleep Area: 70"w 31"d 20"h				Weight: 235 lbs.				COL: n/a					
	COM	COL	1	2	3	4	5	6	7	8	9	10	L1	L2
1806	4239	N/A	4729	5090	5451	5812	6173	6533	6894	7255	7616	7977	N/A	N/A
	<i>Tight Seat & Back / Removable Upholstery / 1000 lbs. Weight Capacity</i>													
1806-R	1185	N/A	1911	2306	2701	3096	3491	3887	4282	4677	5072	5467	N/A	N/A
	<i>Replacement Upholstery Covers</i>													



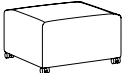




DESCRIPTION:

- Upholstery Frames: Steel, Plywood & Hardwood
- Seat: High Density Polyurethane Foam Over Sheet Webbing
- Back: High Density Polyurethane Foam Over Polypropylene Webbing
- Upholstered Covers: Attached w/ Velcro / Removable For Maintenance
- Antimicrobial Moisture Barrier Fully Encapsulates All Foam Areas
- Double Needle Stitching Standard (Wetling Optional - No Charge)
- Exposed Wood Legs: Solid Hardwood / Removable For Maintenance
- Leather Upholstery Not Available
- Lifetime Warranty

OPTIONS:

- ARL Brushed Aluminum Round Legs (Set Of 4).....\$353
- LC Locking Casters For 1809 Ottoman (Set Of 2)\$44
- WR Wood Ring Base - Replaces Metal Base On 1810-G/1810-SG\$224
- PM1 Power/Data Module (1-Power / 1-USB 2 Port Simplex Charger)\$859
(Additional Power/Data Modules Available - See Revival Options)

Feather Down & Polyester Pillows Available (See Page 5)
Specify Exposed Wood Finish (See Page 6)

PATIENT CHAIR / GLIDER		ITEM #:	SPECIFICATIONS GRADES LIST PRICES:													
		1808	Overall: 32.5"w 35.5"d 38"h			Arm: 24"h			COM: 5.25 yds.							
			Seat: 21"w 20"d 18"h			Weight: 63 lbs.			COL: n/a							
			COM	COL	1	2	3	4	5	6	7	8	9	10	L1	L2
			1721	N/A	1961	2128	2295	2462	2629	2796	2963	3130	3297	3464	N/A	N/A
Tight Seat & Back / Removable Upholstery / 500 lb. Weight Capacity																
		1808-R	224	N/A	528	686	844	1003	1161	1319	1477	1635	1793	1951	N/A	N/A
			Replacement Upholstery Covers													
																
		1809	Overall: 18"w 18"d 11"h			Arm: n/a			COM: 1 yd.							
			Seat: n/a			Weight: 25 lbs.			COL: n/a							
			COM	COL	1	2	3	4	5	6	7	8	9	10	L1	L2
			386	N/A	409	430	452	474	495	517	539	560	582	603	N/A	N/A
Removable Upholstery / 350 lb. Weight Capacity																
		1809-R	94	N/A	136	160	183	207	231	254	278	302	326	349	N/A	N/A
			Replacement Upholstery Covers													
																
		1810-G	Overall: 32"w 32"d 35"h			Arm: 24"h			COM: 4.75 yds.							
			Seat: 21"w 20"d 18"h			Weight: 115 lbs.			COL: n/a							
			COM	COL	1	2	3	4	5	6	7	8	9	10	L1	L2
			1866	N/A	2024	2154	2284	2413	2543	2673	2803	2933	3063	3193	N/A	N/A
Circular Metal Base / Tight Seat & Back / Removable Upholstery / 500 lb. Weight Capacity																
		1810-SG	2049	N/A	2151	2281	2411	2540	2670	2800	2930	3060	3190	3320	N/A	N/A
			Swivel Glider w/ Circular Metal Base / Tight Seat & Back / Removable Upholstery / 500 lb. Weight Capacity													
		1810-GR	261	N/A	531	674	816	958	1100	1243	1385	1527	1669	1812	N/A	N/A
			Replacement Upholstery Covers													
																
		<p>See Replay Healthcare Motion And Evolve Healthcare Motion For Additional Patient Chairs & Gliders.</p>														

DESCRIPTION:






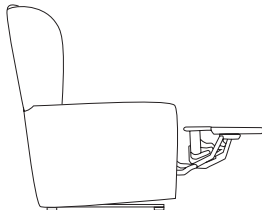
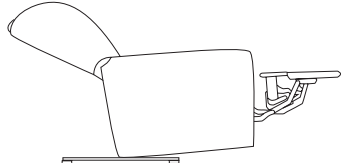

- Upholstery Frames: Steel, Plywood & Hardwood
- Seat: High Density Polyurethane Foam Over Sheet Webbing
- Back: High Density Polyurethane Foam Over Sinuous Wire Springs
- Upholstered Covers: Attached w/ Velcro / Removable For Maintenance
- Antimicrobial Moisture Barrier Fully Encapsulates All Foam Areas
- Double Needle Stitching Standard (Welting Optional - No Charge)
- Leather Upholstery Not Available
- Lifetime Warranty

OPTIONS:

(See Facelift Revival Healthcare Options Pages)

ER-1	Electric Recline	\$1054
BB	Battery Backup	\$548
HM	Heat & Massage	\$1498
H	Heat Only	\$1142

Feather Down & Polyester Pillows Available (See Page 5)
Specify Exposed Wood Finish (See Page 6)

WALLSAVER		ITEM #:	SPECIFICATIONS GRADES LIST PRICES:													
	WALLSAVER RECLINER / FULLY UPHOLSTERED		Overall: 31.5"w 34"d 42.25"h Seat: 21"w 21.75"d 18"h			Arm: 23"h Weight: 115 lbs.			COM: 6.25 yds. COL: n/a							
			COM	COL	1	2	3	4	5	6	7	8	9	10	L1	L2
	1811		2354	N/A	2627	2827	3028	3228	3429	3629	3829	4030	4230	4431	N/A	N/A
		<i>Tight Seat & Back / Removable Upholstery / Adjustable Semi-Attached Pillow-Lumbar / 6" Wall Proximity / 350 lb. Weight Capacity</i>														
	1811-R	294	N/A	657	847	1037	1226	1416	1606	1795	1985	2175	2364	N/A	N/A	
		<i>Replacement Upholstery Covers</i>														
																
	BARIATRIC WALLSAVER RECLINER / FULLY UPHOLSTERED		Overall: 36.5"w 34"d 42.25"h Seat: 26"w 21.75"d 18"h			Arm: 23"h Weight: 125 lbs.			COM: 6.75 yds. COL: n/a							
			COM	COL	1	2	3	4	5	6	7	8	9	10	L1	L2
	1811-X		2439	N/A	2740	2957	3175	3392	3609	3826	4043	4260	4477	4695	N/A	N/A
		<i>Tight Seat & Back / Removable Upholstery / Adjustable Semi-Attached Pillow-Lumbar / 6" Wall Proximity / 500 lb. Weight Capacity</i>														
	1811-XR	301	N/A	664	853	1043	1233	1422	1612	1802	1991	2181	2371	N/A	N/A	
		<i>Replacement Upholstery Covers</i>														
																
																
		Upright Position 34"D			Extended Footrest Position 57.5"D			Full Recline Position 67"D								
		 See Replay Healthcare Motion And Evolve Healthcare Motion For Additional WallSaver Recliners.														

DESCRIPTION:

- Upholstery Frames: Steel, Plywood & Hardwood
- Seat: High Density Polyurethane Foam Over Sheet Webbing
- Back: High Density Polyurethane Foam Over Sinuous Wire Springs
- Upholstered Covers: Attached w/ Velcro / Removable For Maintenance
- Antimicrobial Moisture Barrier Fully Encapsulates All Foam Areas
- Double Needle Stitching Standard (Wetling Optional - No Charge)
- Dual-Wheel Casters: (2) Front Locking/Swivel & (2) Rear Non-Locking/Non-Swivel (1514)
- (2) Drop Down Side Trays Mounted To Black Metal Tubing (1514)
- Exposed Wood Legs (1812): Solid Hardwood / Removable For Maintenance
- Leather Upholstery Not Available
- Lifetime Warranty

OPTIONS:

(See Facelift Revival Healthcare Options Pages)
 Feather Down & Polyester Pillows Available (See Page 5)

INFUSION / STAND-UP RECLINER

ITEM #:

SPECIFICATIONS | GRADES | LIST PRICES:

INFUSION WALLSAVER RECLINER / FULLY UPHOLSTERED

Overall: 31.25"w 34"d 46"h **Arm:** 27"h **COM:** 6.5 yds.
Seat: 21"w 20.5"d 19"h **Weight:** 130 lbs. **COL:** n/a



Optional Central Braking Available

Healthcare Motion

See Replay & Evolve Healthcare Motion For Additional Infusion WallSaver Recliners.

COM	COL	1	2	3	4	5	6	7	8	9	10	L1	L2
1814	N/A	3335	3526	3717	3908	4099	4290	4480	4671	4862	5053	N/A	N/A
<i>Tight Seat & Back / Removable Upholstery / 350 lb. Weight Capacity</i>													
1814-R	N/A	638	804	969	1135	1301	1467	1633	1799	1965	2131	N/A	N/A
<i>Replacement Upholstery Covers</i>													

***NOTE: ELECTRIC OPTION NOT AVAILABLE ON INFUSION RECLINERS IN COMBINATION WITH CASTERS.**



Upright Position
32"D




Extended Footrest Position
52"D



Full Redine Position
64.5"D

ELECTRIC STAND-UP RECLINER / FULLY UPHOLSTERED

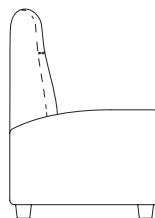
Overall: 35"w 35"d 42"h **Arm:** 24.5"h **COM:** 5.25 yds.
Seat: 21.5"w 21.75"d 18"h **Weight:** 145 lbs. **COL:** n/a



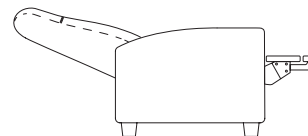
Healthcare Motion

See Replay Healthcare Motion For Additional Electric Stand-Up Recliner.

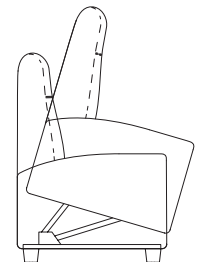
COM	COL	1	2	3	4	5	6	7	8	9	10	L1	L2
1812	N/A	3629	3796	3963	4131	4298	4465	4632	4799	4966	5133	N/A	N/A
<i>Tight Seat & Back / Removable Upholstery / 350 lb. Weight Capacity</i>													
1812-R	N/A	608	766	924	1082	1240	1398	1556	1714	1872	2030	N/A	N/A
<i>Replacement Upholstery Covers</i>													



Upright Position
35"D



Full Recline Position
66"D



Stand-Up Position
59"H

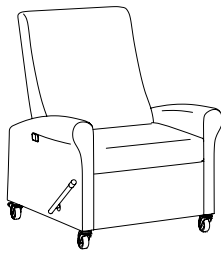



DESCRIPTION:

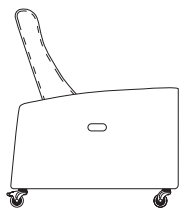
- Upholstery Frames: Steel, Plywood & Hardwood
- Seat: High Density Polyurethane Foam Over Sheet Webbing
- Back: High Density Polyurethane Foam Over Sinuous Wire Springs
- Upholstered Covers: Attached w/ Velcro / Removable For Maintenance
- Antimicrobial Moisture Barrier Fully Encapsulates All Foam Areas
- Double Needle Stitching Standard (Welting Optional - No Charge)
- Rotational & Directional Locking Casters (Rear)
- Leather Upholstery Not Available
- Lifetime Warranty

OPTIONS:

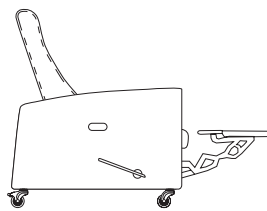
Layflat Medical Recliner Options (See Revival Healthcare Options Pages)

Feather Down & Polyester Pillows Available (See Page 5)

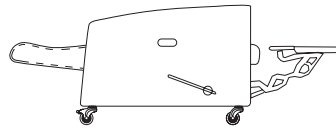
LAYFLAT MEDICAL RECLINER		ITEM #:	SPECIFICATIONS GRADES LIST PRICES:														
		LAYFLAT / TRENDELENBURG RECLINER	Overall: 35"w 38.5"d 45"h Seat: 24"w 20"d 20"h			Arm: 28"h Weight: 160 lbs.			COM: 5.5 yds. COL: n/a								
			COM	COL	1	2	3	4	5	6	7	8	9	10	L1	L2	
			1813-L	3669	N/A	3819	3995	4170	4346	4521	4696	4872	5047	5223	5398	N/A	N/A
			<i>Layflat / Tight Seat & Back / Removable Upholstery / 500 lb. Weight Capacity</i>														
		BARIATRIC LAYFLAT / TRENDELENBURG RECLINER	Overall: 40"w 38.5"d 45"h Seat: 29"w 20"d 20"h			Arm: 28"h Weight: 185 lbs.			COM: 6.25 yds. COL: n/a								
			COM	COL	1	2	3	4	5	6	7	8	9	10	L1	L2	
			1813-XL	3861	N/A	4051	4252	4452	4653	4853	5054	5254	5454	5655	5855	N/A	N/A
			<i>Layflat / Tight Seat & Back / Removable Upholstery / 600 lb. Weight Capacity</i>														
		BARIATRIC LAYFLAT / TRENDELENBURG RECLINER	Overall: 40"w 38.5"d 45"h Seat: 29"w 20"d 20"h			Arm: 28"h Weight: 185 lbs.			COM: 6.25 yds. COL: n/a								
			COM	COL	1	2	3	4	5	6	7	8	9	10	L1	L2	
			1813-XT	4038	N/A	4218	4419	4619	4820	5020	5221	5421	5622	5822	6022	N/A	N/A
			<i>Trendelenburg / Tight Seat & Back / Removable Upholstery / 600 lb. Weight Capacity</i>														
		BARIATRIC LAYFLAT / TRENDELENBURG RECLINER	Overall: 40"w 38.5"d 45"h Seat: 29"w 20"d 20"h			Arm: 28"h Weight: 185 lbs.			COM: 6.25 yds. COL: n/a								
			COM	COL	1	2	3	4	5	6	7	8	9	10	L1	L2	
			1813-XR	355	N/A	668	834	1000	1166	1332	1498	1664	1830	1996	2162	N/A	N/A
			<i>Replacement Upholstery Covers</i>														



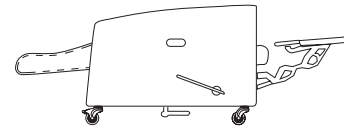
Upright Position
38.5"D



Extended Footrest Position
57.5"D







Layflat Position
73.75"D











Trendelenburg Position
74.75"D

See *Replay Healthcare Motion (Page 176)*
 And *Evolve Healthcare Motion (Page 290)*
 For Additional Layflat Medical Recliners.

CASTERS / POWER	OPTION #:	SPECIFICATIONS LIST PRICES AVAILABILITY:
LOCKING / NON-LOCKING CASTERS		
<i>Overall: 1.875"w 2.25"d 1.5"h (Locking) / 1.875"w 1.625"d 1.5"h (Non-Locking)</i>		
 <p>Locking Casters</p>  <p>Non-Locking Casters</p>	LC	<p>\$44 (Set Of Two) Locking Casters (Black Finish / Specify Location)</p>
	NLC	<p>\$37 (Set Of Two) Non-Locking Casters (Black Finish / Specify Location)</p>
<i>Available: Facelift 2 Revival Sleepover Lounge</i>		
WALLSAVER - LOCKING / NON-LOCKING CASTERS		
<i>Overall: 2.5"w 4"d 3.5"h (Locking) / 2.5"w 3.25"d 3.5"h (Non-Locking)</i>		
 <p>Locking Casters</p>  <p>Non-Locking Casters</p>	WLC	<p>\$199 List (Set Of Two) Locking Swivel Casters (Gray Finish / Back Location)</p>
	WNLC	<p>\$185 List (Set Of Two) Non-Locking / Non-Swivel Casters (Gray Finish / Front Location)</p>
<i>Note: Wallsaver Locking / Non-Locking Casters Cannot Be Used In Combination With Electric Recline.</i>		
<i>Available: Facelift Wallsaver Recliners (1511 / 1811 / 1855 & Bariatric Versions)</i>		
MEDICAL LOCKING / NON-LOCKING CASTERS		
<i>Overall: 2.25"w 5"d 5.25"h (Locking) / 2"w 3.75"d 5.25"h (Non-Locking)</i>		
 <p>Locking Casters</p>  <p>Non-Locking Casters</p>	MLC	<p>\$194 (Set Of Two) Locking Casters - Motion & Direction (Gray Finish / Specify Location)</p>
	MNLC	<p>\$224 (Set Of Two) Non-Locking Casters - Single Direction (Gray Finish / Specify Location)</p>
<i>Available: Facelift 2 Revival Electric Standup Recliner</i>		
POWER / DATA MODULE		
<i>PM1 Overall: 5.25"w 1.25"d 4.25"h PM2 Overall: 2"w 2"d .125"h USB-1 Overall: 2"w 2"d .125"h</i>		
 <p>PM1 Power / Data Module</p>  <p>PM2 Power Module</p>  <p>USB-1 Dual Charging USB</p>	PM1	<p>\$859 Power/Data Module (1-Power / 1-USB 2 Port Simplex Charger Standard) Vertical / Horizontal Mount Power Module. Price Varies By Socket. Contact Customer Service For Quote. (Additional Colors Available)</p>
	PM2	<p>\$238 Power Module (1-Power) Spill-Proof Technology / Multiple Finish Options / Storm Color Standard (Specify Left or Right Facing)</p>
	USB-1	<p>\$238 Dual Charging USB (2 Port Simplex Charger Standard) Spill-Proof Technology / 2 Amps Per Port / Multiple Finish Options / Storm Color Standard (Specify Left or Right Facing)</p>
<i>Available: Facelift Revival Healthcare Collection (1804, 1805, 1806, 1808)</i>		

BRAKE / LEGS / ELECTRIC / PUSH BAR	OPTION #:	SPECIFICATIONS LIST PRICES AVAILABILITY:
CENTRAL BRAKING		
<i>Overall: 7.5"w 2"d .5"h</i>		
	CB-1	\$508 (Set Of 1) <i>(Gray Plastic Brake w/ Lock & Unlock Pedals)</i> Available: <i>Facelift Revival Wallsaver & Infusion Wallsaver Recliners (1811, 1814)</i>
	CB-2	\$510 (Set Of 1) <i>(Gray Plastic Brake w/ Lock & Unlock Pedals)</i> Available: <i>Facelift Revival Layflat (1813 L/T)</i>
ALUMINUM ROUND LEGS		
<i>Overall: 2" Diameter 5"h</i>		
	ARL	\$353 (Set Of 4) <i>(Brushed Aluminum Finish)</i> Available: <i>Facelift 2 Revival Asynchronous Patient Chair (1808 Model)</i>
ELECTRIC RECLINE / BATTERY BACKUP / HEAT / MASSAGE		
<i>Overall: N/A</i>		
 <p>ER-1 Electric Recline (Wallsaver Model)</p> <p>ER-2/ER-3 Electric Recline (Layflat Model)</p> <p>HM Heat & Massage (All Recliner Models)</p> <p>H Heat (All Recliner Models)</p>	ER-1	\$1054 Electric Recline <i>Replaces Manual Mechanism On Any Wallsaver Model - Surface Mounts On Inside Arm (Specify Left Or Right Facing)</i> <i>*NOTE: ELECTRIC OPTION NOT AVAILABLE ON INFUSION RECLINERS IN COMBINATION WITH CASTERS.</i>
	ER-2	\$1087 Electric Recline <i>Replaces Manual Mechanism On Any Layflat Model - Surface Mounts On Inside Arm (Specify Left Or Right Facing)</i>
	ER-3	\$1149 Electric Recline <i>Replaces Manual Mechanism On Any Trendelenburg Layflat Model - Surface Mounts On Inside Arm (Specify Left Or Right Facing)</i>
	BB	\$548 Battery Backup <i>Allows Any Wallsaver, Layflat, Or Standup Electric Recliner To Be Cordless - Surface Mounts On Inside Arm (Specify Left Or Right Facing)</i>
	HM	\$1498 Heat & Massage <i>Add Heat & Massage To Any Wallsaver, Layflat, Or Standup Electric Recliner - Surface Mounts On Inside Arm (Specify Left Or Right Facing)</i>
H	\$1142 Heat <i>Add Heat Only To Any Wallsaver, Layflat, Or Standup Electric Recliner - Surface Mounts On Inside Arm (Specify Left Or Right Facing)</i> Available: <i>Facelift Revival Recliners</i>	
PUSH BAR		
<i>Overall: 18.5"w 3.5"d 1"h</i>		
	PB	\$267 <i>(Black Finish)</i> Available: <i>Facelift 2 Revival Medical Recliners</i>

I.V. / SIDE TRAY / BAG HOLDER / RESTRAINT BUCKLE / FOOTREST	OPTION #:	SPECIFICATIONS LIST PRICES AVAILABILITY:
<p>I.V. POLE</p> 	<p>IV</p>	<p>Overall: 10"w 2.5"d 39.5" / 69.75"h</p> <hr/> <p>\$489 <i>Height Adjustable I.V. Pole (Chrome & Black Finish / Specify Left Or Right Facing Location)</i></p> <p>Available: <i>Facelift 2 Revival Medical Recliners</i></p>
<p>SIDE TRAY</p>  	<p>ST-1 ST-2 WST</p>	<p>Overall: 12.75"w 10"d 4"h (Small Side Tray) / 17"w 10"d 4"h (Large Side Tray)</p> <hr/> <p>\$368 <i>Drop-Down Side Tray (Small Side Tray)</i></p> <p>\$415 <i>Drop-Down Side Tray (Large Side Tray)</i></p> <p>Available: <i>Facelift 2 Revival Medical Recliners</i> <i>Note: If A Medical Recliner With A Manual Mechanism Is Selected, The Standard Side Tray Location Will Be Front Right Facing</i></p> <p>\$598 <i>Drop-Down Side Tray (Large Side Tray) NOTE: Attaches To Metal Tubing</i></p> <p>Available: <i>Facelift Revival Wallsaver Recliners With Casters Option (1811)</i></p>
<p>BAG HOLDER / PERSONAL RESTRAINT BUCKLE</p> 	<p>BH RB</p>	<p>Overall: 2.19"w .38"d 2.56"h</p> <hr/> <p>\$86 <i>Bag Holder (Brushed Finish / Specify Left Or Right Facing Location)</i></p> <p>\$133 (Set Of 2) <i>Personal Restraint Buckle (Brushed Finish)</i></p> <p>Available: <i>Facelift 2 Revival Medical Recliners</i></p>
<p>FOOTREST</p> 	<p>FR</p>	<p>Overall: 16"w 8"d .1875"h</p> <hr/> <p>\$408 <i>(Black Finish)</i></p> <p>Available: <i>Facelift 2 Revival Medical Recliners</i></p>

OXYGEN TANK HOLDER / WOOD RING BASE / COVERS	OPTION #:	SPECIFICATIONS LIST PRICES AVAILABILITY:
<p>OXYGEN TANK HOLDER</p> 	<p>OH</p> <p>Overall: 4.75" Diameter 9.75"h</p> <p>\$247 <i>Black Metal Oxygen Tank Holder Holds a 4.375" Diameter Oxygen Tank (Not Included) (Specify Left Or Right Facing Location)</i></p> <p>Available: <i>Facelift 3 Revival Medical Recliners</i></p>	
<p>LOUNGE GLIDER WOOD RING BASE</p> 	<p>WR</p> <p>Overall: 22"dia. 3"h</p> <p>\$224 <i>Wood Ring Base replaces circular metal base (1810-G) or swivel glider w/ circular metal base (1810-SG).</i></p> <p><i>Specify Exposed Wood Finish. (See Page 6)</i></p> <p>Available: <i>Facelift Revival Lounge Glider</i></p>	
<p>CONTRASTING COVERS</p> 	<p>CC</p> <p>Overall: N/A</p> <p>\$129 <i>NOTE: If Two Or More Upholsteries Or Leathers Are Used On Any Piece Of Furniture, Then A Contrast Charge Will Apply Per Order. When Using Trinity Upholstery, The Higher Priced Upholstery Grade Will Be Used In Pricing, Unless It's Trinity Leather With Fabric Contrast Welt, Or COM With Trinity Contrast Welt, Then Contact Customer Service For Pricing.</i></p> <p>Available: <i>Facelift 2 Revival Healthcare Motion</i></p>	